X5 Dot RGB

RGB Narrow

Photometric Report

Report 2026-03-11-4

GLP German Light Products GmbH
GLP LightLab

Maximum Total Lumens	520	lm
Maximum Intensity	6010	cd
CRI	79	
Energy Efficiency Class	B	
Energy Efficiency Index	0.81	
Power Consumption	39	$\frac{\mathrm{kW\,h}}{1000\,\mathrm{h}}$
Serial Number	00045	
Measurement Date	2026-03-11 14:37	
Analysis SW Version	3.0.3	

Contents

1 Light Distribution RGB, Narrow Beam **2**

2 White Quality – RGB **3**
2.1 TM-30-15 Detail Plots 4
2.2 TLCI-2012 Results 6

1 Light Distribution RGB, Narrow Beam

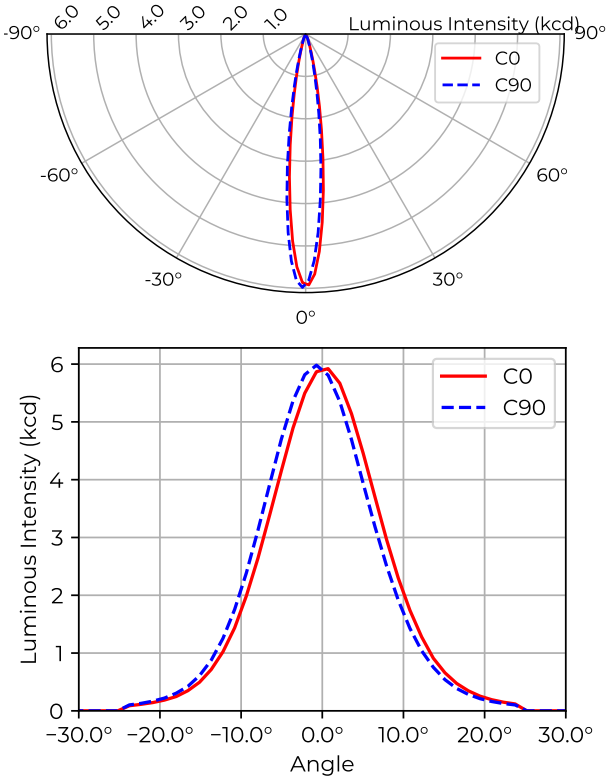

Figure 1: Polar and cartesian light intensity distributions. RGB, Narrow

Type B measurement, 1296 data points.

Table 1: Opening angles for different intensity thresholds. RGB, Narrow

		C0	C90
Beam Angle	50 %	15°	15°
Field Angle	10 %	30°	30°
Cutoff Angle	3 %	41°	41°

Table 2: Luminous flux, integrated over the beam for several minimum threshold intensities. RGB, Narrow

		Flux (lm)
Half-Peak Output	@50 %	233
Tenth-Peak Output	@10 %	460
Total Lumen Output	@3 %	520

$$\text{diameter} = 0.27 \times \text{distance}$$

$$\text{illuminance} = \frac{5900\,\text{lx}}{(\text{distance}\,[\text{m}])^2}$$

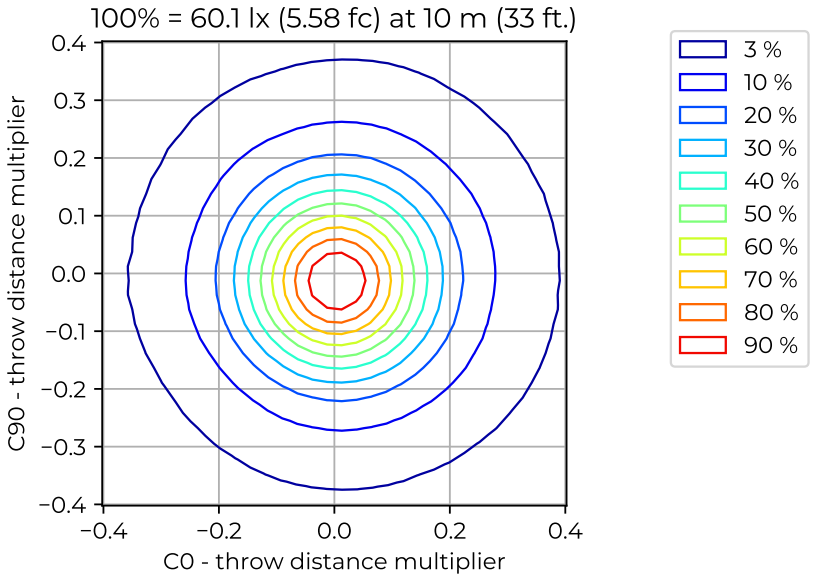

Figure 2: Iso-illuminance diagram of projected beam. RGB, Narrow
dist. from origin = throw dist. × throw dist. multiplier

Table 3: Quick calculation diagram for illuminance and beam diameter. RGB, Narrow

		Projection Distance [m]								
Parameter	Factor	5	7.5	10	12.5	15	17.5	20	22.5	25
Diameter [m]	0.27	1.3	2.0	2.7	3.3	4.0	4.7	5.4	6.0	6.7
Illuminance [lx]	5.90k	240	100	59	38	26	19	15	12	9.4

2 White Quality – RGB

Table 4: Summary for RGB spectral measurement results and color metrics.

Metric	Value
CCT	6806 K
CCT D_{uv}	0.010
CRI R_a	79
CRI R_9	9.3
TLCI-2012	71
TM-30-15 R_f	110
TM-30-15 R_g	81
CIE 1931 x	0.306
CIE 1931 y	0.336
CIE 1960 u	0.191
CIE 1960 v	0.314

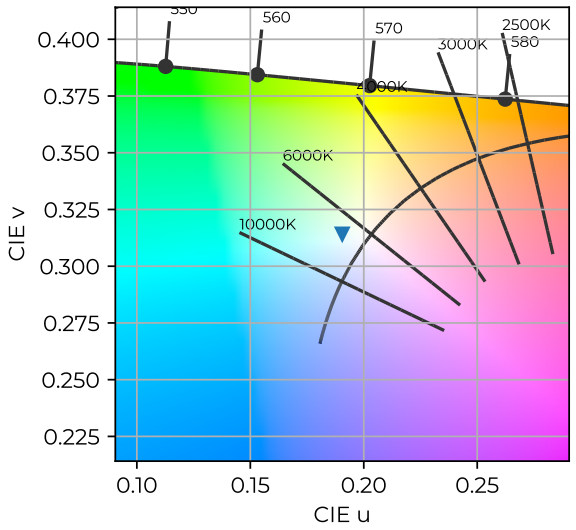

Figure 3: Color coordinates in CIE 1960 chromaticity diagram. RGB

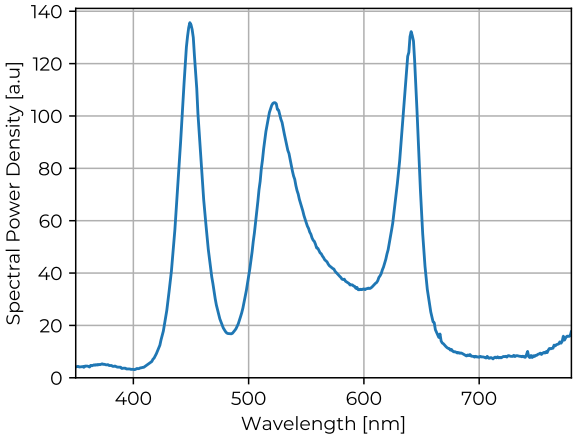

Figure 4: Measured Spectral Power Distribution of light source. RGB

2.1 TM-30-15 Detail Plots

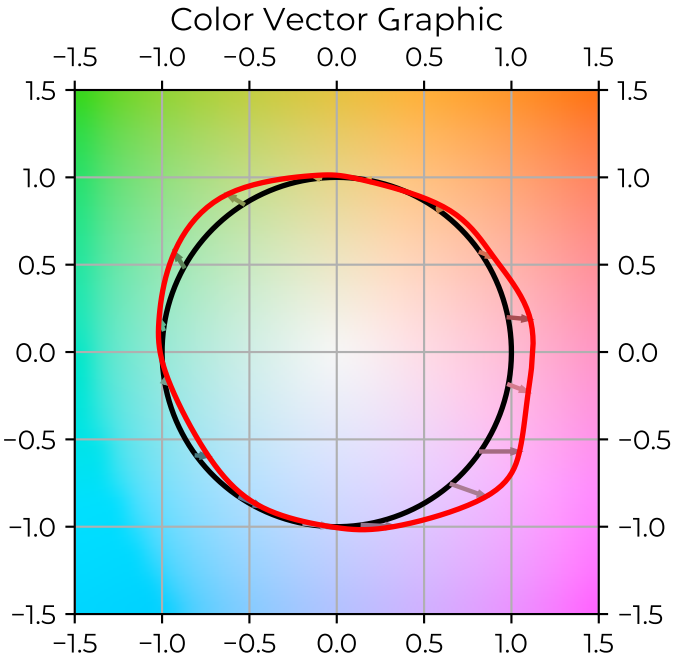

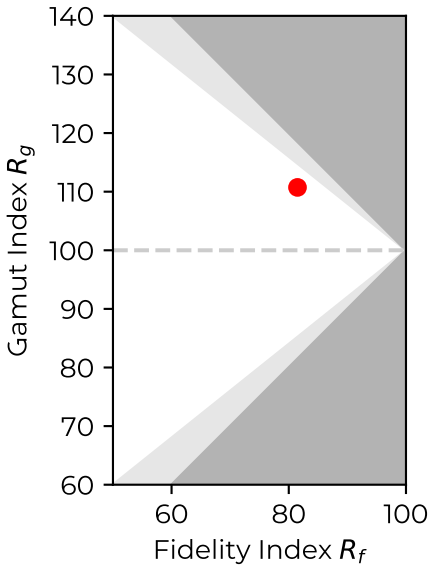

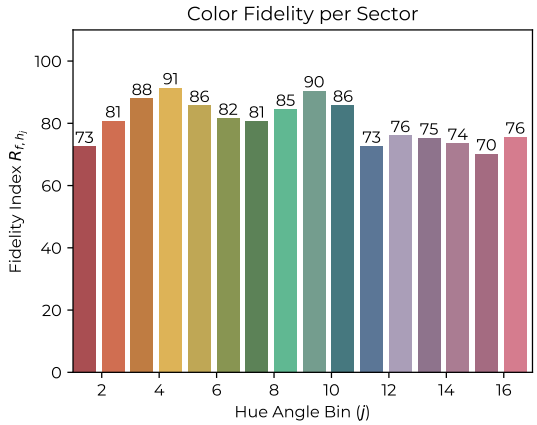

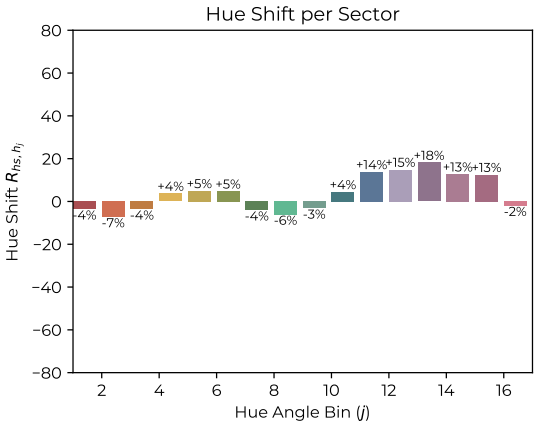

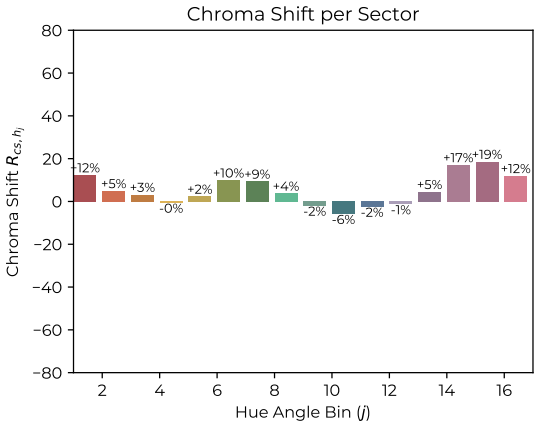

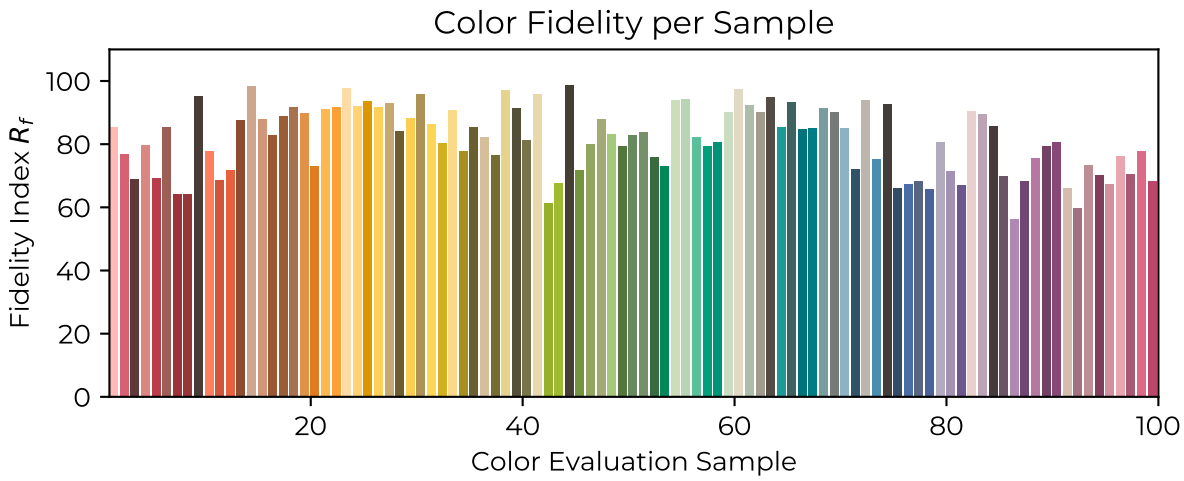
Color Fidelity per Sample
Fidelity Index R_f
100
80
60
40
20
0
20
40
60
80
100
Color Evaluation Sample

2.2 TLCI-2012 Results

X5 Dot RGB RGB : CCT = D5885 2.1, TLCI = 71



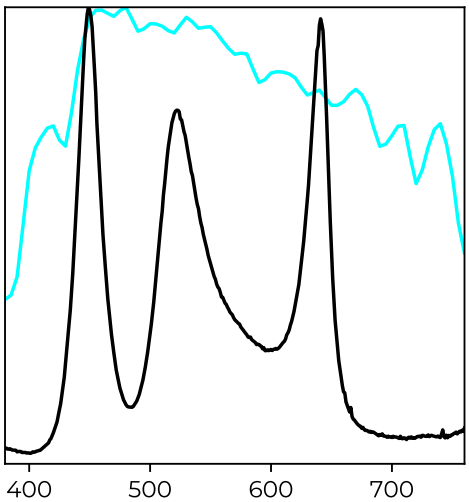

Sector	Lightness	Chroma	Hue
R	4	4	4
R/Y	2	2	2
Y	0	0	0
Y/G	2	2	2
G	3	3	3
G/C	6	6	6
C	4	4	4
C/B	3	3	3
B	2	2	2
B/M	1	1	1
M	2	2	2
M/R	4	4	4